

KJ / KJB

Cube Tower

Bulb



1

Alarm Sound

85

dB at 1m (KJB)

IP23



116



Model **DEB** LED Lamp
Recommended Product
For more details on Model DEB
Refer to the "Replacement Bulb"
Section at the end of this Catalog



Lightweight Cube Tower featuring a built-in buzzer suitable for various indoor applications.

FEATURES

- Built-in Alarm with intermittent buzzer sound and volume of up to 85dB (at 1m).
- Lens is made of superior weather-resistant and light-translucent AS resin.
- Rotating parabolic reflector to enhance visibility from a distance.
- Main body is made of impact and heat resistant ABS resin.
- Available colors are Red, Amber, Green, and Blue.
- Installation is in the upright position only.
- Flashing cycle of 130 times/min.
- One spare bulb is included.

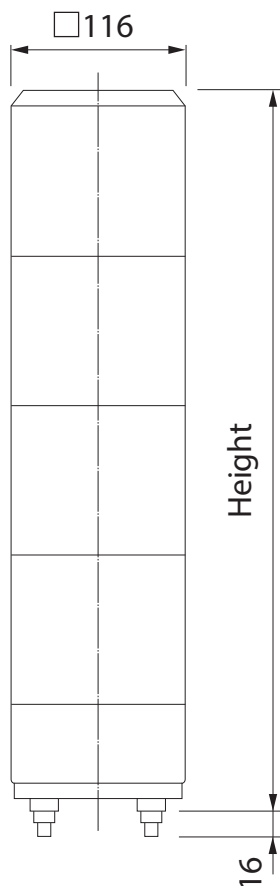
How to Order

KJB-302-RYG			
Type		Color	
B: With audible alarm		R: Red	
		Y: Amber	
		G: Green	
		B: Blue	
		(Top to bottom)	
Tiers		Rated Voltage	
1~4		02: DC 24V	
		10: AC 100V	
		12: AC 120V	
		20: AC 220V	

Specifications

Stack Number	Model		Rated Voltage	Power Consumption	Flash Rate (fpm)	Bulb	
						Ratings	Repl. No.
1 Tier	KJ	KJB	-102	DC 24V	13.5W	24V 10W	10
			-110	AC 100V	6W	12V 5W	12
			-112	AC 120V	7W		
			-120	AC 200V	5.5W		
2 Tiers	KJ	KJB	-202	DC 24V	25.54W	24V 5W	10
			-210	AC 100V	11W	12V 5W	12
			-212	AC 120V	13W		
			-220	AC 200V	9.9W		
3 Tiers	KJ	KJB	-302	DC 24V	37.5W	24V 10W	10
			-310	AC 100V	16W	12V 5W	12
			-312	AC 120V	18W		
			-320	AC 200V	14.3W		
4 Tiers	KJ	KJB	-402	DC 24V	49.5W	24V 10W	10
			-410	AC 100V	21W	12V 5W	12
			-412	AC 120V	26W		
			-420	AC 200V	18.7W		

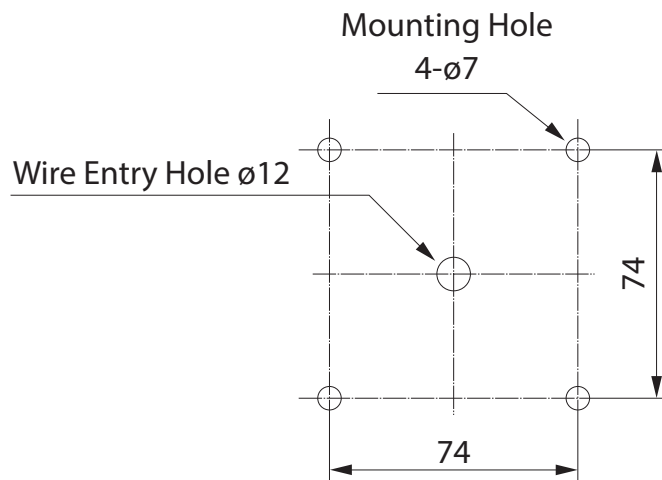
Dimensions



Height

1 Tier : 185
2 Tiers: 290
3 Tiers: 395
4 Tiers: 500

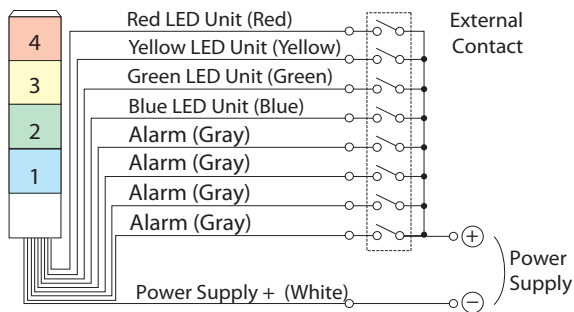
Mounting Dimensions



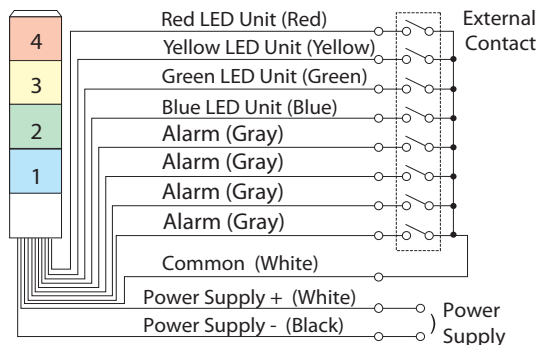
(Unit: mm)

Wiring Diagram

KJ/KJB (24V DC)



KJ/KJB (100V AC, 220V AC)



⊖ KJ-110/112/120 are voltage-contact type, therefore have no alarm signal wires.

⊖ Only the KJB has Gray wires for alarm input.

Current Consumption and Contact Capacity per Module					
Rated Voltage	Signal Wire Current	Inrush Current	External Contact Capacity	Alarm Wire Current	Alarm Wire Inrush Current
24V DC	0.42A	4.6A	5A or more	60mA	500mA
100VAC/120VAC/220VAC					