

3-conductor ground terminal block; suitable for Ex e II applications

型號: 2000-1307



3-conductor ground terminal block; suitable for Ex e II applications

標記

RoHS ✓
Compliant

業務資料

供應商	WAGO
產品編號	2000-1307
GTIN / EAN	4045454966904
目錄	1
訂單數量	100
客戶編號	

備註

技術參數

其他設定

總連接點數	3
總電位數	1
顏色	green-yellow
額定值按 1	IEC/EN 60947-7-2
連接技術 (1)	Push-in CAGE CLAMP®
額定截面積	1 mm ²
單芯規格	0.14 ... 1.5 mm ² / 24 ... 16 AWG
單芯, 可直接插拔式	0.5 ... 1.5 mm ² / 20 ... 16 AWG
細多芯	0.14 ... 1.5 mm ² / 24 ... 16 AWG
最小細多芯 (帶壓接端子), 可直接插入接線端子台	0.5 mm ² / 20 AWG

技術參數	
剝離長度	9 ... 11 mm / 0.35 ... 0.43 in
接線類型	正面接線
設計	水平
標記級別	中心/側面標記
絕緣材料	PA 6.6 V0
火災負載 [MJ]	0.083 [MJ]
重量 [g]	6.478 [g]
寬度	3.5 mm / 0.138 in
高度從鋼軌最上邊緣	32.9 mm / 1.295 in
長度	58.2 mm / 2.291 in
安裝類型	DIN 35 軌道

批准					
型號	註冊	註冊號碼	電壓 [V]	電流 [A]	導線截面積 [mm ² , AWG]
2000-1307	CCA	NTR NL-7087			0.14-2.50
2000-1307	CSA	154112-2130762			24-16
2000-1307	UL	E45172			

附件

推入式跨接器		
產品編號	描述	包裝單位 (分裝)
210-103	Wire commoning chain; insulated; 50 connections	1
210-123	Wire commoning chain; insulated; 50 connections	1

附件

跨接器

產品編號	描述	包裝單位 (分裝)
2000-402	Push-in type jumper bar; insulated; 2-way; nominal current 14 A	25
2000-403	Push-in type jumper bar; insulated; 3-way; nominal current 14 A	25
2000-404	Push-in type jumper bar; insulated; 4-way; nominal current 14 A	25
2000-405	Push-in type jumper bar; insulated; 5-way; nominal current 14 A	25
2000-406	Push-in type jumper bar; insulated; 6-way; nominal current 14 A	25
2000-407	Push-in type jumper bar; insulated; 7-way; nominal current 14 A	25
2000-408	Push-in type jumper bar; insulated; 8-way; nominal current 14 A	25
2000-409	Push-in type jumper bar; insulated; 9-way; nominal current 14 A	25
2000-410	Push-in type jumper bar; insulated; 10-way; nominal current 14 A	25
2000-433	Push-in type jumper bar; insulated; from 1 to 3; nominal current 14 A	25
2000-434	Push-in type jumper bar; insulated; from 1 to 4; nominal current 14 A	25
2000-435	Push-in type jumper bar; insulated; from 1 to 5; nominal current 14 A	25
2000-436	Push-in type jumper bar; insulated; from 1 to 6; nominal current 14 A	25
2000-437	Push-in type jumper bar; insulated; from 1 to 7; nominal current 14 A	25
2000-438	Push-in type jumper bar; insulated; from 1 to 8; nominal current 14 A	25
2000-439	Push-in type jumper bar; insulated; from 1 to 9; nominal current 14 A	25
2000-440	Push-in type jumper bar; insulated; from 1 to 10; nominal current 14 A	25
2000-406/020-000	Delta jumper; insulated; 1-2 3-4 5-6; IN = IN terminal block	25
2000-402/000-005	Push-in type jumper bar; insulated; 2-way; Nominal current 14 A	25
2000-403/000-005	Push-in type jumper bar; insulated; 3-way; Nominal current 14 A	25
2000-404/000-005	Push-in type jumper bar; insulated; 4-way; Nominal current 14 A	25
2000-405/000-005	Push-in type jumper bar; insulated; 5-way; Nominal current 14 A	25
2000-410/000-005	Push-in type jumper bar; insulated; 10-way; Nominal current 14 A	25
2000-433/000-005	Push-in type jumper bar; insulated; from 1 to 3; Nominal current 14 A	25
2000-402/000-006	Push-in type jumper bar; insulated; 2-way; Nominal current 14 A	25
2000-403/000-006	Push-in type jumper bar; insulated; 3-way; Nominal current 14 A	25
2000-404/000-006	Push-in type jumper bar; insulated; 4-way; Nominal current 14 A	25
2000-405/000-006	Push-in type jumper bar; insulated; 5-way; Nominal current 14 A	25
2000-410/000-006	Push-in type jumper bar; insulated; 10-way; Nominal current 14 A	25
2000-433/000-006	Push-in type jumper bar; insulated; from 1 to 3; Nominal current 14 A	25
2000-406/000-005	Push-in type jumper bar; insulated; 6-way; Nominal current 14 A	25

附件

2000-407/000-005	Push-in type jumper bar; insulated; 7-way; Nominal current 14 A	25
2000-408/000-005	Push-in type jumper bar; insulated; 8-way; Nominal current 14 A	25
2000-409/000-005	Push-in type jumper bar; insulated; 9-way; Nominal current 14 A	25
2000-406/000-006	Push-in type jumper bar; insulated; 6-way; Nominal current 14 A	25
2000-407/000-006	Push-in type jumper bar; insulated; 7-way; Nominal current 14 A	25
2000-408/000-006	Push-in type jumper bar; insulated; 8-way; Nominal current 14 A	25
2000-409/000-006	Push-in type jumper bar; insulated; 9-way; Nominal current 14 A	25

端板

產品編號	描述	包裝單位 (分裝)
2000-1391	End and intermediate plate; 0.7 mm thick	25
2000-1392	End and intermediate plate; 0.7 mm thick	25

軌道支架

產品編號	描述	包裝單位 (分裝)
210-112	Steel carrier rail; 35 x 7.5 mm; 1 mm thick; 2 m long; slotted; according to en 60715; hole width 25 mm	1
210-113	Steel carrier rail; 35 x 7.5 mm; 1 mm thick; 2 m long; unslotted; according to en 60715	1
210-114	Steel carrier rail; 35 x 15 mm; 1.5 mm thick; 2 m long; unslotted; similar to EN 60715	1
210-115	Steel carrier rail; 35 x 7.5 mm; 1 mm thick; 2 m long; slotted; according to en 60715; hole width 18 mm	1
210-118	Steel carrier rail; 35 x 15 mm; 2.3 mm thick; 2 m long; unslotted; according to en 60715	1
210-196	Aluminum carrier rail; 35 x 8.2 mm; 1.6 mm thick; 2 m long; unslotted; similar to EN 60715	1
210-197	Steel carrier rail; 35 x 15 mm; 1.5 mm thick; 2 m long; slotted; similar to EN 60715	1
210-198	Copper carrier rail; 35 x 15 mm; 2.3 mm thick; 2 m long; unslotted; according to en 60715	1

附件

標記用附件

產品編號	描述	包裝單位 (分裝)
2009-110	Marking strips; plain; 11 mm wide; 50m roll; for TOPJOB@S Series	1
793-3501	WMB Multi marking system; plain; for 3.5 mm terminal block width; 10 strips with 10 markers per card	5
793-3502	WMB Multi marking system; Horizontal marking; 1 ... 10 (10x); for 3.5 mm terminal block width; 10 strips with 10 markers per card; consecutive numbers each strip	5
793-3503	WMB Multi marking system; Horizontal marking; 11 ... 20 (10x); for 3.5 mm terminal block width; 10 strips with 10 markers per card; consecutive numbers each strip	5
793-3504	WMB Multi marking system; Horizontal marking; 21 ... 30 (10x); for 3.5 mm terminal block width; 10 strips with 10 markers per card; consecutive numbers each strip	5
793-3505	WMB Multi marking system; Horizontal marking; 31 ... 40 (10x); for 3.5 mm terminal block width; 10 strips with 10 markers per card; consecutive numbers each strip	5
793-3506	WMB Multi marking system; Horizontal marking; 41 ... 50 (10x); for 3.5 mm terminal block width; 10 strips with 10 markers per card; consecutive numbers each strip	5
793-3507	WMB Multi marking system; Horizontal marking; 51 ... 100 (2x); for 3.5 mm terminal block width; 10 strips with 10 markers per card; consecutive numbers each strip	5
793-3508	WMB Multi marking system; Horizontal marking; 101 ... 150 (2x); for 3.5 mm terminal block width; 10 strips with 10 markers per card; consecutive numbers each strip	5
793-3509	WMB Multi marking system; Horizontal marking; 151 ... 200 (2x); for 3.5 mm terminal block width; 10 strips with 10 markers per card; consecutive numbers each strip	5
793-3510	WMB Multi marking system; Horizontal marking; 201 ... 300 (1x); for 3.5 mm terminal block width; 10 strips with 10 markers per card; consecutive numbers each strip	5
793-3544	WMB Multi marking system; Horizontal marking; R, S, T, U, V, W, X, Y, Z, Mp (10x); for 3.5 mm terminal block width; 10 strips with 10 markers per card; Same letters/symbols each strip	5
793-3545	WMB Multi marking system; Horizontal marking; A, B, P, N, PE, PEN, L1, L2, L3, Ground (10x); for 3.5 mm terminal block width; 10 strips with 10 markers per card; Same letters/symbols each strip	5
793-3565	WMB Multi marking system; Horizontal marking; 1 ... 9 (10x); for 3.5 mm terminal block width; 10 strips with 10 markers per card; consecutive numbers each strip	5
793-3566	WMB Multi marking system; Horizontal marking; 1 ... 50 (2x); for 3.5 mm terminal block width; 10 strips with 10 markers per card; consecutive numbers each strip	5

保護兼警告標誌

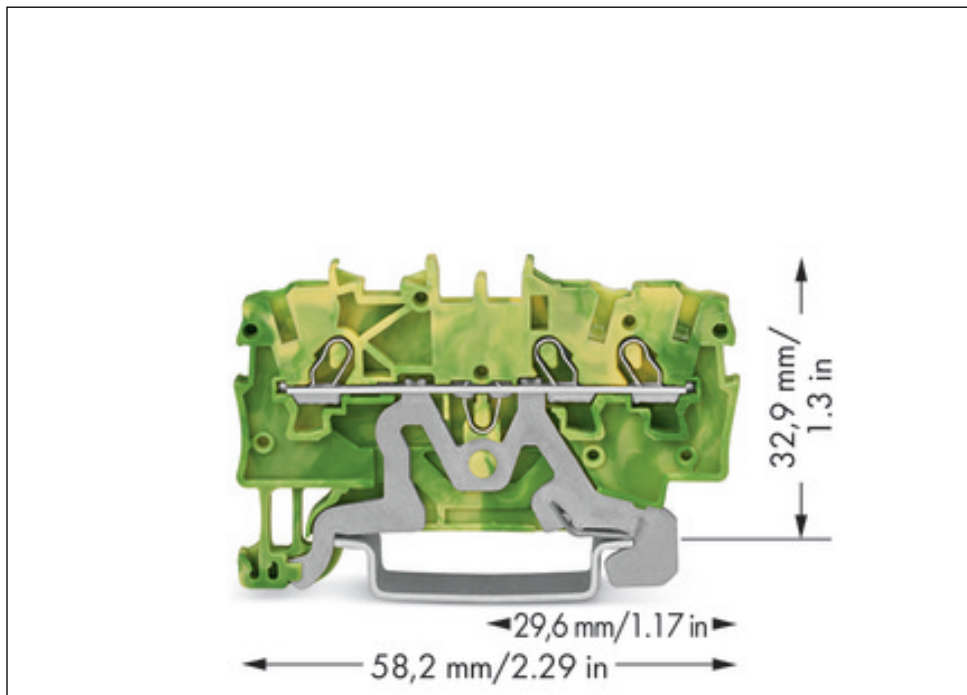

產品編號	描述	包裝單位 (分裝)
2000-115	Protective warning marker; with high-voltage symbol, black; for 5 terminal blocks	25

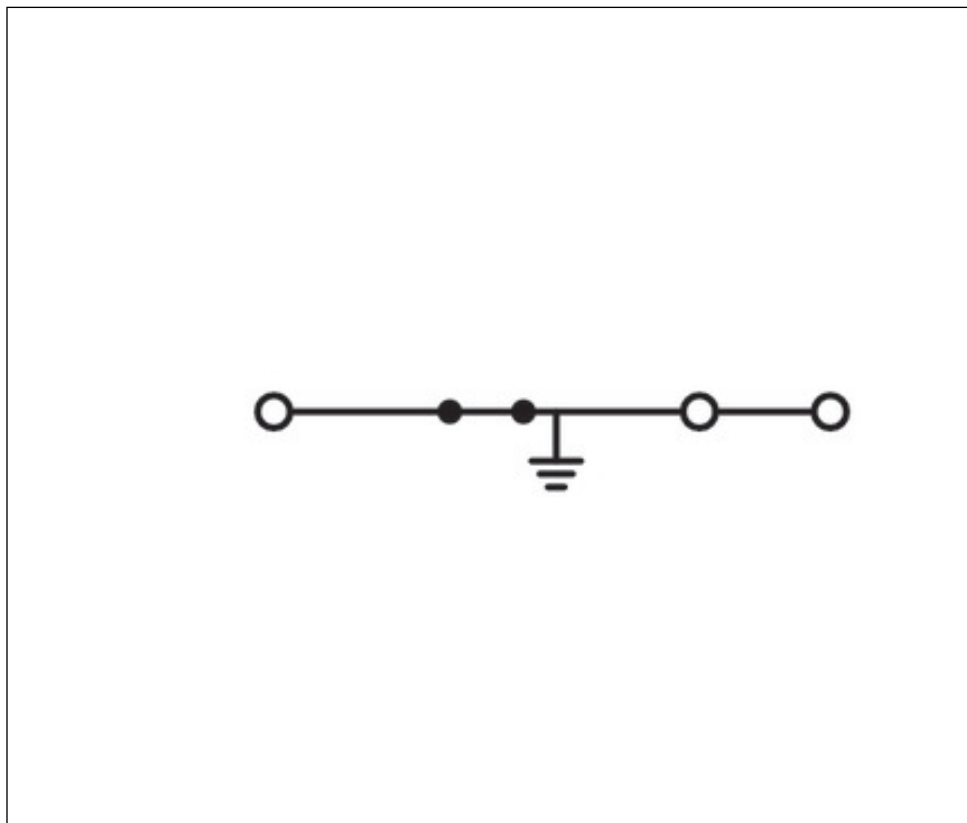
附件

一般附件

產品編號	描述	包裝單位 (分裝)
210-400/2000-001	Stickers for operating instructions; for TOPJOB®s rail-mounted terminal blocks; 2001/2002/2004/2006/2010/2016 Series	1

影像和附圖





地址

WAGO Kontakttechnik GmbH & Co. KG

Hansastr. 27

32423 Minden

Telefon: 0571/887-0

Fax: 0571/887-169

<http://www.wago.com>

© WAGO Kontakttechnik GmbH & Co. KG

Technische Änderungen und Irrtümer vorbehalten.